

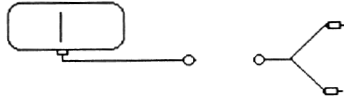


Tash Inc.

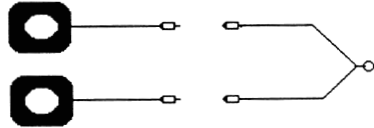
connectors & connections

TOLL FREE: 1-800-463-5685

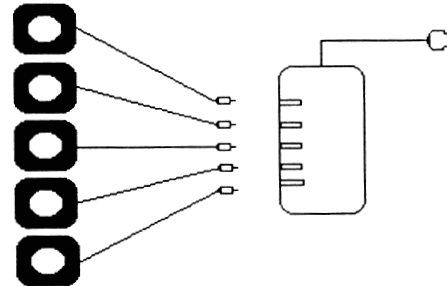
E-MAIL: tashinc@aol.com WEBSITE: www.tashinc.com



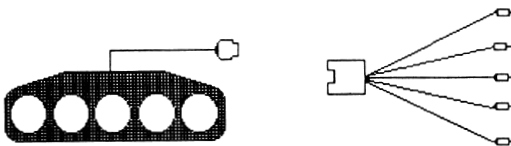
One Dual switch with a CA-2 (#4341) becomes two Single switches



Two Single switches with a CA-1 (#4342) become a Dual switch



Five Single switches with a CA-5 (#4353) become a Multiple switch



One Multiple switch with a CA-6 (#4354) becomes five Single switches



One Dual switch with a CA-4 (#4358) becomes a single switch



Tash Inc.

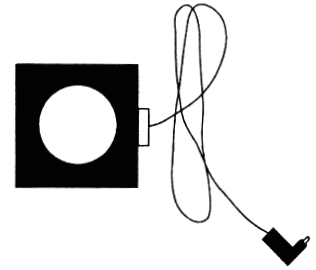
switch care

TOLL FREE: 1-800-463-5685

E-MAIL: tashinc@aol.com WEBSITE: www.tashinc.com

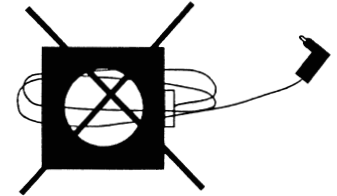
DO...

- wrap the cable separately
- use damp cloth or alcohol to clean
- sterilize pneumatic in gas autoclave
- adhere to maximum current ratings (see notes in our catalogue)
- contact your supplier if you have problems




DO NOT...

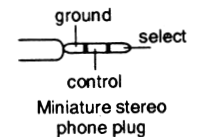
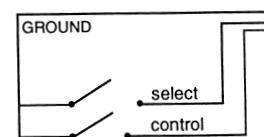
- wrap the cable around the switch
- pull on the cable of the switch
- immerse the switch in water
- use solvents to clean your switch
- overload your switch connection
- open or attempt to fix switch
- expose switch to extreme heat or cold



• Pin out for Single Switch



Pin out for Dual Switch



Pin out for Multiple Switch

